


AREA OVERVIEW

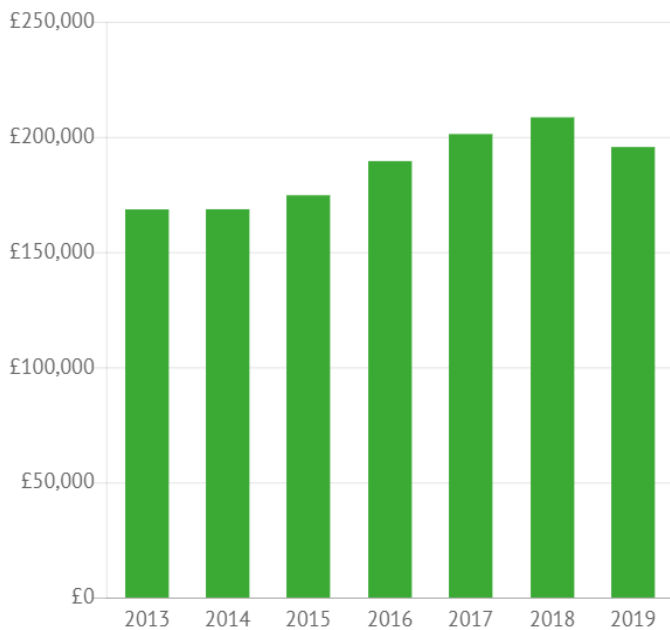
SOLD HOUSE PRICE DATA FOR LN9 AREA



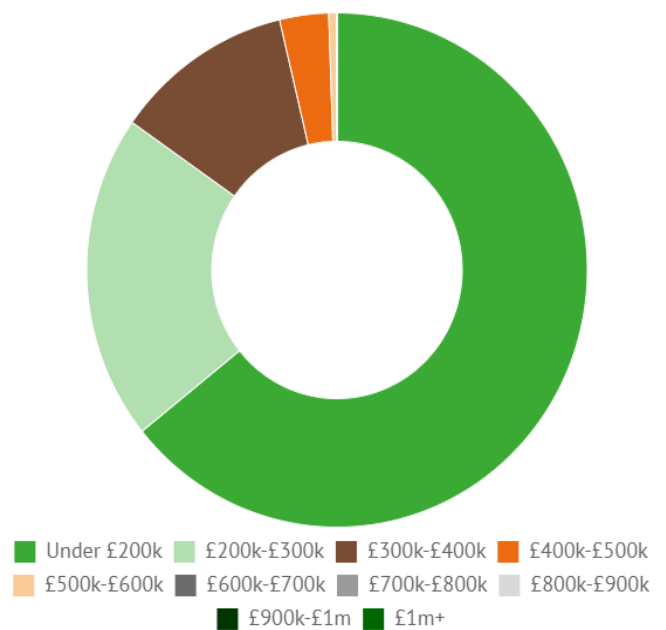
JUNE 2019



Achieved Prices by Year

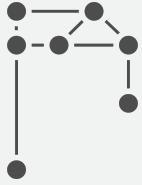


Sales by Price Bracket



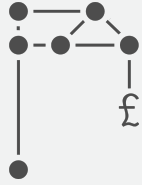
Key Findings

- The number of properties sold fell 3.1% year-on-year.
- Achieved prices decreased by 2.6% year-on-year and are now 18.5% higher than they were five years ago.
- Detached houses have accounted for 55.6% of sales in the last 12 months.
- 97.6% of properties sold in the last 12 months sold for less than £500,000.
- New build properties have accounted for 0.0% of sales over the last 12 months, compared with 1.2% five years ago.



0%

of sales were new build properties - last 12 months



£—

Average price of a new build property - last 12 months



—%

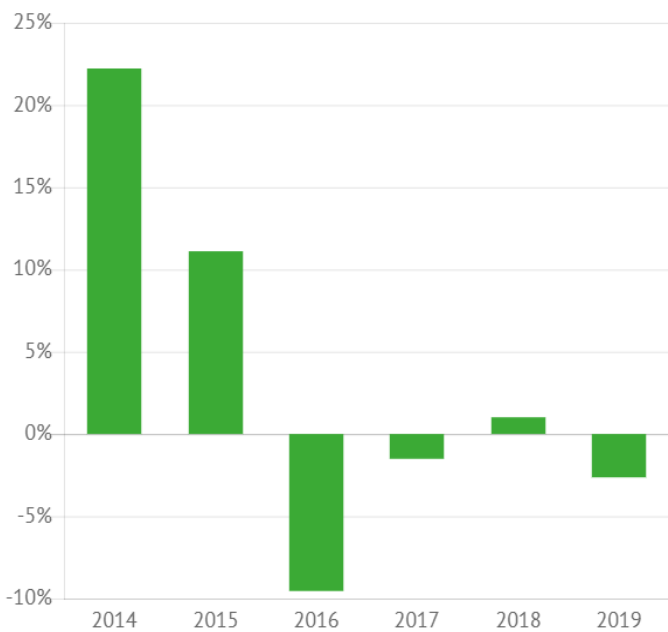
of new build sales were flats - last 12 months



2%

of existing properties sold were flats - last 12 months

Transaction volumes - annual change



Key Findings

- Nationally prices averaged £282,316 over the last three months down 2.8% on the same period a year ago.
- The number of homes sold nationally over the last 12 months fell 11.5% compared with the same period a year ago.

✔ This report has a sample size rating of high - reports run with low sample sizes will sometimes give extreme results.

This report uses the latest data from HM Land Registry. To ensure accuracy this report uses pricing data to May 2019 and transactions data to April 2019. Any references to the 'Last 12 months' or 'Last three months' include sales registered to these dates. Year-on-year comparisons compare the last 12 months (to dates above) with the previous 12 months. The information and data within this report is provided for information purposes only. If you are reproducing or redistributing LonRes content you must include a source accreditation to LonRes. LonRes information and data may not be used for commercial purposes, including using it as a basis for any other data product or service.

While we make every effort to ensure our information and data is as robust as possible we cannot guarantee its accuracy or completeness. Those looking to place reliance on LonRes content do so at their own risk. LonRes shall not be liable for any loss or damage, direct or indirect, arising from inaccuracy or incompleteness of the data or any decision made in reliance upon the data. None of the information or data within this report is intended to constitute investment advice or a recommendation to make (or refrain from making) any kind of investment decision and may not be relied on as such.