

Area Overview

Lincoln



Aug-Oct 2021



11.8%

Change in achieved price (year-on-year)



-5.5%

Change in transactions (year-on-year)



£236,635

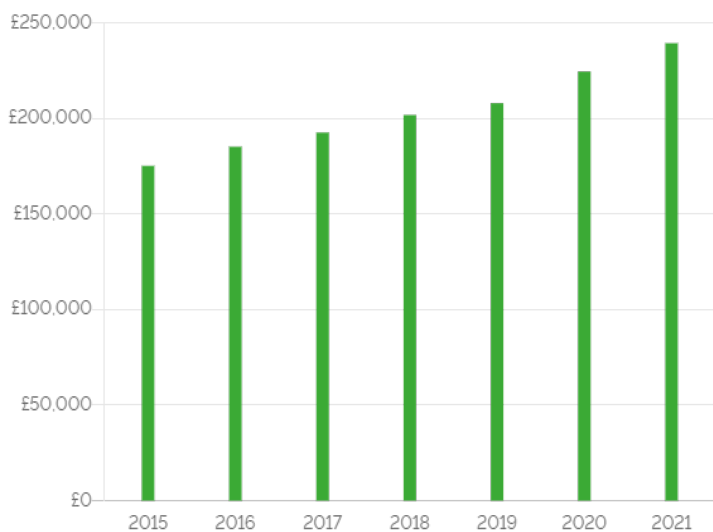
Average house price - last 3 months



0.2%

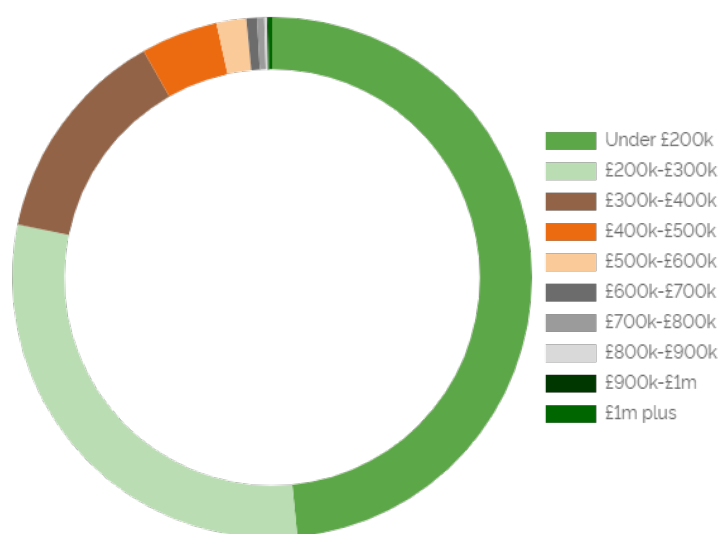
Sales at £1 million or more - last 12 mths

Achieved Prices by Year



Source: LonRes / LandRegistry

Sales by Price Bracket



Source: LonRes / LandRegistry

Key Findings

- The number of properties sold fell 5.5% year-on-year.
- Achieved prices increased by 11.8% year-on-year and are now 31.0% higher than they were five years ago.
- Detached houses have accounted for 44.9% of sales in the last 12 months.
- 96.8% of properties sold in the last 12 months sold for less than £500,000.
- New build properties have accounted for 3.7% of sales over the last 12 months, compared with 10.0% five years ago.



4%

of sales were new build properties - last 12 months



£264,951

Average price of a new build property - last 12 months



1%

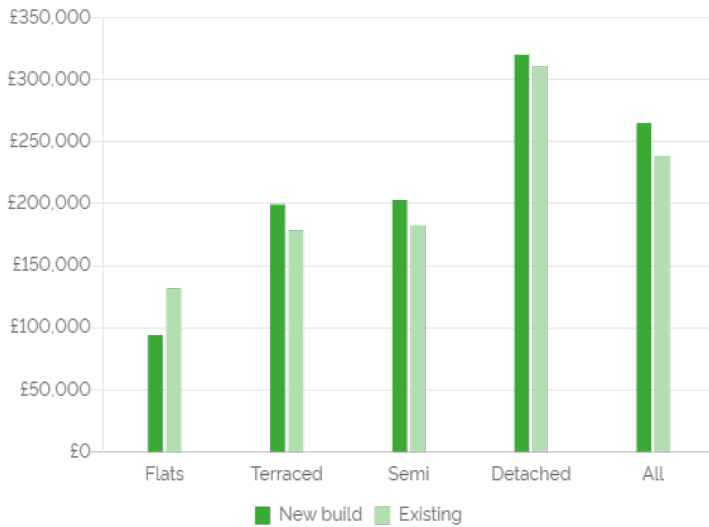
of new build sales were flats - last 12 months



4%

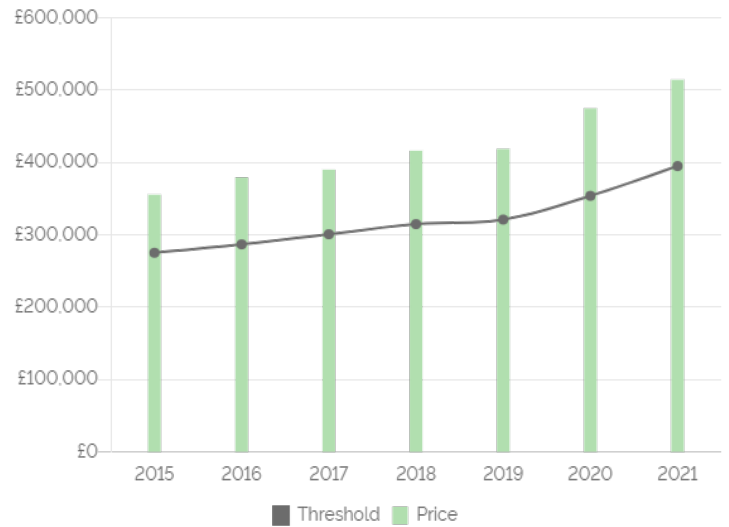
of existing properties sold were flats - last 12 months

New build premium and pricing - last 12 months



Source: LonRes / LandRegistry

Top 10% of sales - Average price



Source: LonRes / LandRegistry

Prime Market - Top 10% of sales by value

£503k

Average price achieved - top 10% last 12 months

£384k

Price threshold to be in top 10% of sales - last 12 months

93%

Of properties sold in top 10% were detached houses

£618,626

National threshold - top 10% of sales - last 12 months

The information and data within this report is provided for information purposes only. If you are reproducing or redistributing LonRes content you must include a source accreditation to LonRes. LonRes information and data may not be used for commercial purposes, including using it as a basis for any other data product or service.

While we make every effort to ensure our information and data is as robust as possible we cannot guarantee its accuracy or completeness. Those looking to place reliance on LonRes content do so at their own risk. LonRes shall not be liable for any loss or damage, direct or indirect, arising from inaccuracy or incompleteness of the data or any decision made in reliance upon the data. None of the information or data within this report is intended to constitute investment advice or a recommendation to make (or refrain from making) any kind of investment decision and may not be relied on as such.

November 12, 2021, the Lincoln catchment includes all properties sold within the aforementioned area(s).